

Libertarian National Committee

"Donor" Totals - Oct-07

18 Month Comparison

	May-06	Jun-06	Jul-06	Aug-06	Sep-06	Oct-06	Nov-06	Dec-06	Jan-07	Feb-07	Mar-07	Apr-07	May-07	Jun-07	Jul-07	Aug-07	Sep-07	Oct-07
Active w-MEM	13168	12541	12047	11504	11145	11350	11196	11014	11344	11921	12144	12333	12692	13133	13359	13551	13492	13149
Active w/out MEM	1322	1175	1034	900	862	880	824	778	803	891	965	852	791	792	817	822	794	769
Total	14490	13716	13081	12404	12007	12230	12020	11792	12147	12812	13109	13185	13483	13925	14176	14373	14286	13918
Percent Change	-3.55%	-5.34%	-4.63%	-5.18%	-3.20%	1.86%	-1.72%	-1.90%	3.01%	5.47%	2.32%	0.58%	2.26%	3.28%	1.80%	1.39%	-0.61%	-2.58%

Lapsed MEM	1132	1223	1117	1197	971	1189	1127	928	336	396	783	659	671	613	547	587	743	1367
Lapes w/out MEM	155	535	178	190	57	92	60	56	22	22	35	114	70	49	49	52	35	60
Lapsed Total	1287	1758	1295	1387	1028	1281	1187	984	358	418	818	773	741	662	596	639	778	1427
Percent Change	9.44%	36.60%	-26.34%	7.10%	-25.88%	24.61%	-7.34%	-17.10%	-63.62%	16.76%	95.69%	-5.50%	-4.14%	-10.66%	-9.97%	7.21%	21.75%	83.42%

New Donors w-MEM	132	124	109	114	251	525	203	132	240	196	196	170	181	299	195	244	230	285
New w/out MEM	0	0	0	0	0	2	1	0	0	2	0	0	0	4	0	0	0	0
New Total	132	124	109	114	251	527	204	132	240	198	196	170	181	303	195	244	230	285
Percent Change	29.41%	-6.06%	-12.10%	4.59%	120.18%	109.96%	-61.29%	-35.29%	81.82%	-17.50%	-1.01%	-13.27%	6.47%	67.40%	-35.64%	25.13%	-5.74%	23.91%

Renewed w-MEM	548	472	514	540	361	869	770	614	426	777	810	678	849	755	578	535	454	739
Renewed w/out MEM	74	388	37	56	19	112	3	10	47	108	109	1	9	46	74	57	7	35
Total Renewals	622	860	551	596	380	981	773	624	473	885	919	679	858	801	652	592	461	774
Percent Change	-6.18%	38.26%	-35.93%	8.17%	-36.24%	158.16%	-21.20%	-19.28%	-24.20%	87.10%	3.84%	-26.12%	54.20%	-6.64%	-18.60%	-9.20%	-22.13%	67.90%

Active MEM	13168	12541	12047	11504	11145	11350	11196	11014	11344	11921	12144	12333	12692	13133	13359	13551	13492	13149
Zero Dues MEM	86780	88936	89826	90928	91681	92187	93175	93718	93754	93537	93517	93438	93479	93163	93082	93127	93410	94021
Total "MEM"	99948	101477	101873	102432	102826	103537	104371	104732	105098	105458	105661	105771	106171	106296	106441	106678	106902	107170
Percent Change	0.51%	1.53%	0.39%	0.55%	0.38%	0.69%	0.81%	0.35%	0.35%	0.34%	0.19%	0.10%	0.38%	0.12%	0.14%	0.22%	0.21%	0.25%

Total "LIFETIME"	n/a	n/a	n/a	n/a	n/a	n/a	n/a	1861	n/a	n/a	n/a	n/a	n/a	n/a	n/a	n/a	1908	1918
-------------------------	------------	------------	------------	------------	------------	------------	------------	-------------	------------	------------	------------	------------	------------	------------	------------	------------	-------------	-------------

Last Year vs. This Year

	Oct-06	Oct-07		
Active w-MEM	11350	13149	<u>Active Donors w-MEM =</u>	13149
Active w/out MEM	880	769	<u>Lapsed & Zero Dues MEM =</u>	94021
Total Active	12230	13918	<u>Total "MEM" w-Signed Certificate =</u>	<u>107170</u>
Percent Change		13.80%		

Lapsed	1281	1427	<u>Member Signed Certificate =</u>	<u>"MEM"</u>
Percent Change		11.40%		

New Donors	527	285
Percent Change		-45.92%

Renewals	981	774
Percent Change		-21.10%

Oct-07 MEMBERSHIP BY STATE --- ACTIVE AND NON ACTIVE

<u>STATE</u>	<u>TOTAL "MEM"</u>	<u>NON ACTIVE "MEM"</u>	<u>ACTIVE "MEM"</u>	<u>ACTIVE "SUB"</u>	<u>TOTAL "ACTIVE"</u>
AL	1265	1093	172	4	176
AK	600	527	73	2	75
AZ	2578	2261	317	21	338
AR	651	579	72	3	75
CA	17396	15461	1935	102	2037
CO	2893	2462	431	34	465
CT	1195	1020	175	14	189
DE	318	268	50	4	54
DC	290	260	30	2	32
FL	6147	5339	808	50	858
GA	5030	4540	490	24	514
HI	427	379	48	5	53
ID	595	541	54	1	55
IL	3582	3082	500	28	528
IN	2375	2081	294	19	313
IA	793	686	107	5	112
KS	982	813	169	7	176
KY	832	732	100	7	107
LA	758	644	114	4	118
ME	676	612	64	3	67
MD	1928	1658	270	19	289
MA	2471	2206	265	25	290
MI	4433	3971	462	22	484
MN	1632	1437	195	11	206
MS	448	401	47	8	55
MO	1799	1563	236	15	251

<u>STATE</u>	<u>TOTAL "MEM"</u>	<u>NON ACTIVE "MEM"</u>	<u>ACTIVE "MEM"</u>	<u>ACTIVE "SUB"</u>	<u>TOTAL "ACTIVE"</u>
MT	400	346	54	6	60
NE	447	387	60	4	64
NV	1424	1226	198	10	208
NH	1186	1032	154	10	164
NJ	2497	2202	295	24	319
NM	935	806	129	6	135
NY	3771	3240	531	42	573
NC	2519	2183	336	10	346
ND	131	111	20	1	21
OH	3607	3116	491	39	530
OK	758	661	97	3	100
OR	1894	1690	204	10	214
PA	4837	4299	538	27	565
RI	220	193	27	1	28
SC	1230	1077	153	9	162
SD	181	147	34	0	34
TN	1791	1544	247	3	250
TX	6458	5713	745	49	794
UT	903	811	92	6	98
VT	346	312	34	7	41
VA	3249	2763	486	22	508
WA	3623	3209	414	18	432
WV	494	441	53	0	53
WI	1474	1285	189	13	202
WY	259	222	37	1	38
OTHER	442	389	53	9	62

	<u>TOTAL "MEM"</u>	<u>NON ACTIVE "MEM"</u>	<u>ACTIVE "MEM"</u>	<u>ACTIVE "SUB"</u>	<u>TOTAL "ACTIVE"</u>
TOTALS	107170	94021	13149	769	13918

DEFINITIONS: MEM = Member Signed Certificate

Total MEM = Total # Constituents Per State w-Member Signed Certificate

NON ACTIVE MEM = Const w-Signed Certificate who are Lapsed or Inquires ("Zero Dues Member")

ACTIVE MEM = Current Dues Paying or Lifetime Donor w-Signed Certificate (By Law Definition of "Sustaining Member" and number used for delegate count)

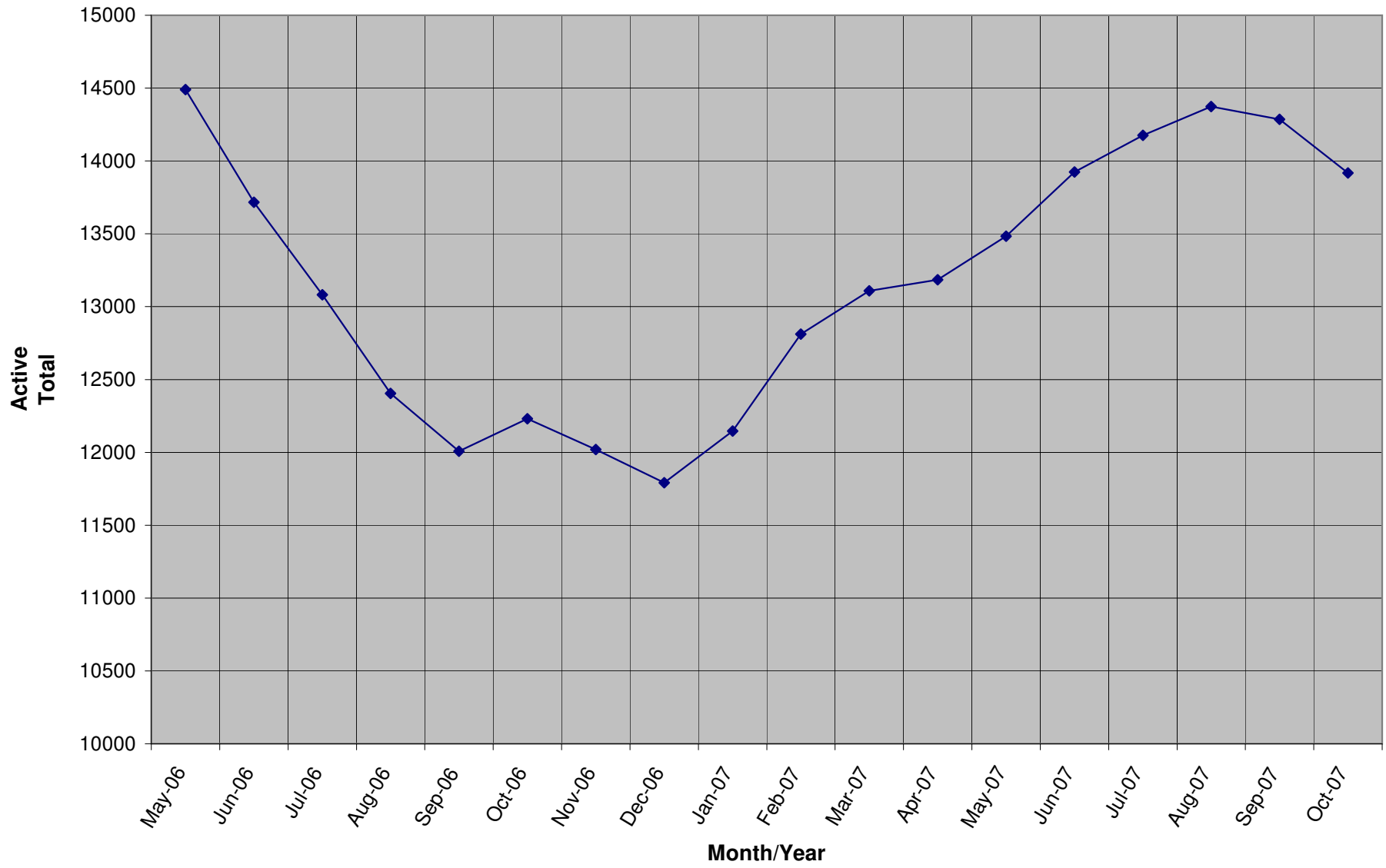
ACTIVE SUB (ACTIVE NON MEM) = Current Dues Paying or Lifetime Donors Whoe Have NOT Signed the Certificate (Formerly Called "Subscriber")

TOTAL ACTIVE = Current Dues Paying or Lifetime Donor

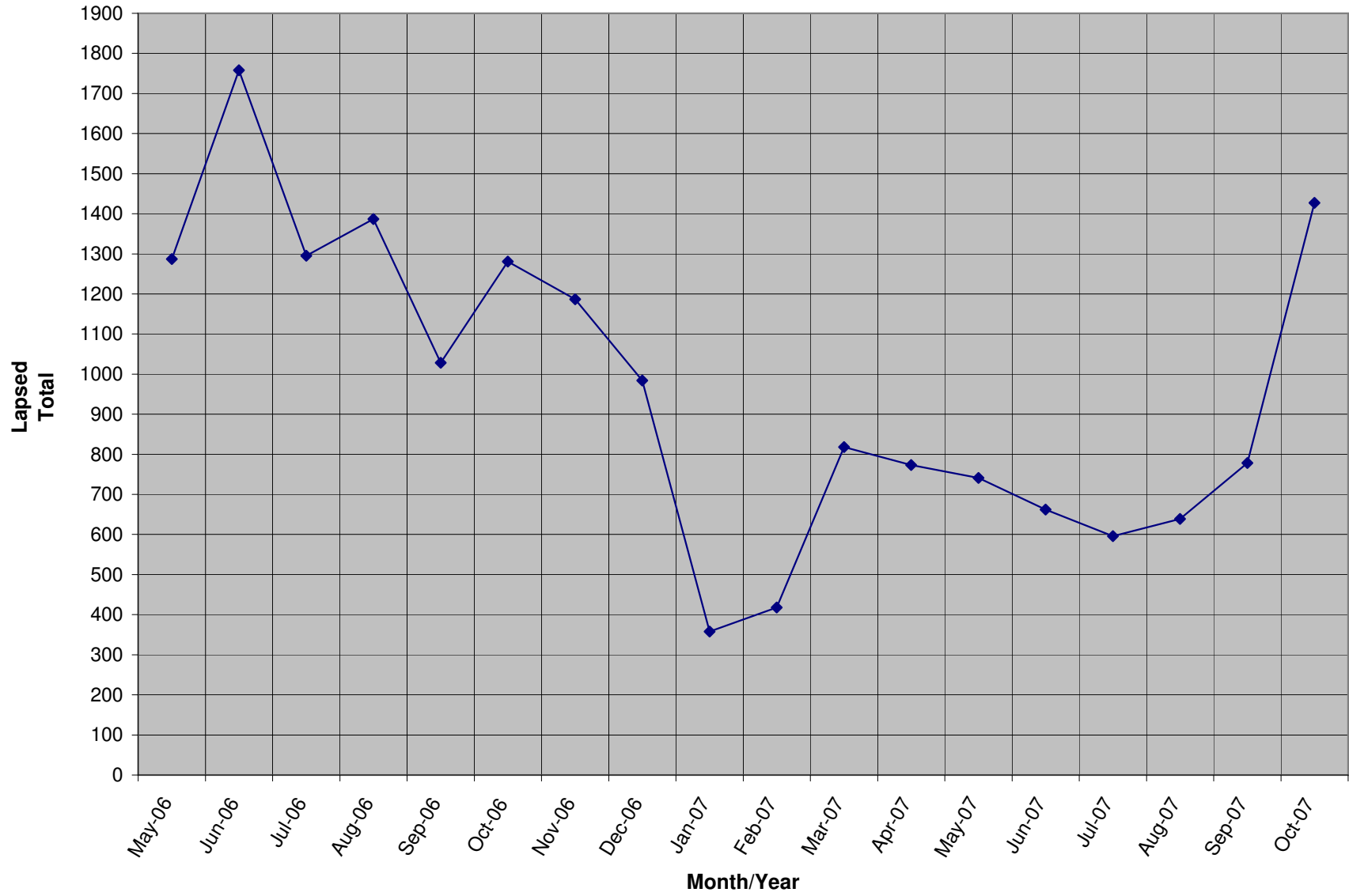
STATE RANKINGS TOWARDS DELEGATE COUNT - TOP 15

<u>RANK</u>	<u>STATE</u>	<u>ACTIVE "MEM"</u>	<u>ACTIVE "SUB"</u>	<u>TOTAL "ACTIVE"</u>
1	CA	1935	102	2037
2	FL	808	50	858
3	TX	745	49	794
4	PA	538	27	565
5	NY	531	42	573
6	IL	500	28	528
7	OH	491	39	530
8	GA	490	24	514
9	VA	486	22	508
10	MI	462	22	484
11	CO	431	34	465
12	WA	414	18	432
13	NC	336	10	346
14	AZ	317	21	338
15	NJ	295	24	319

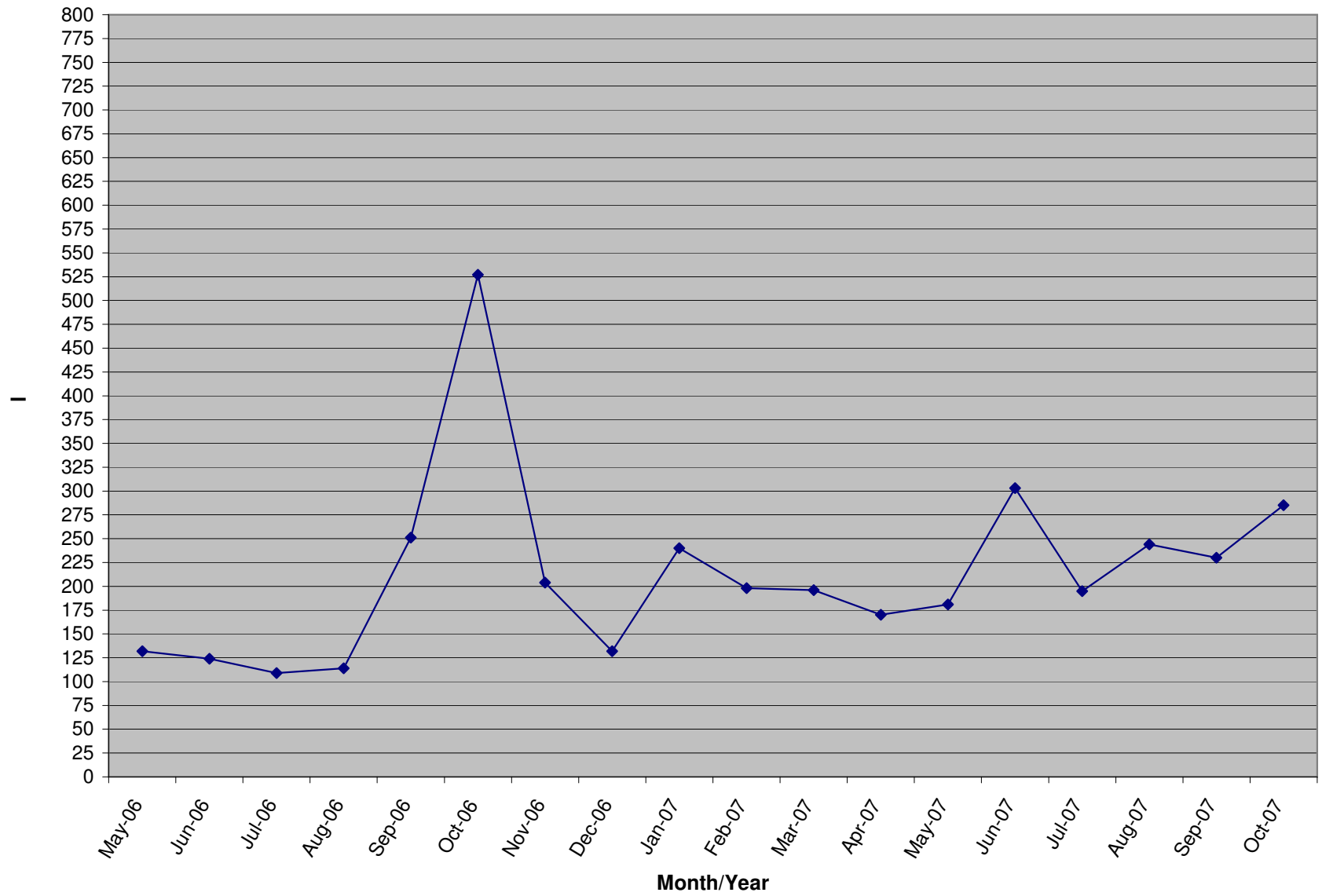
Active Donors



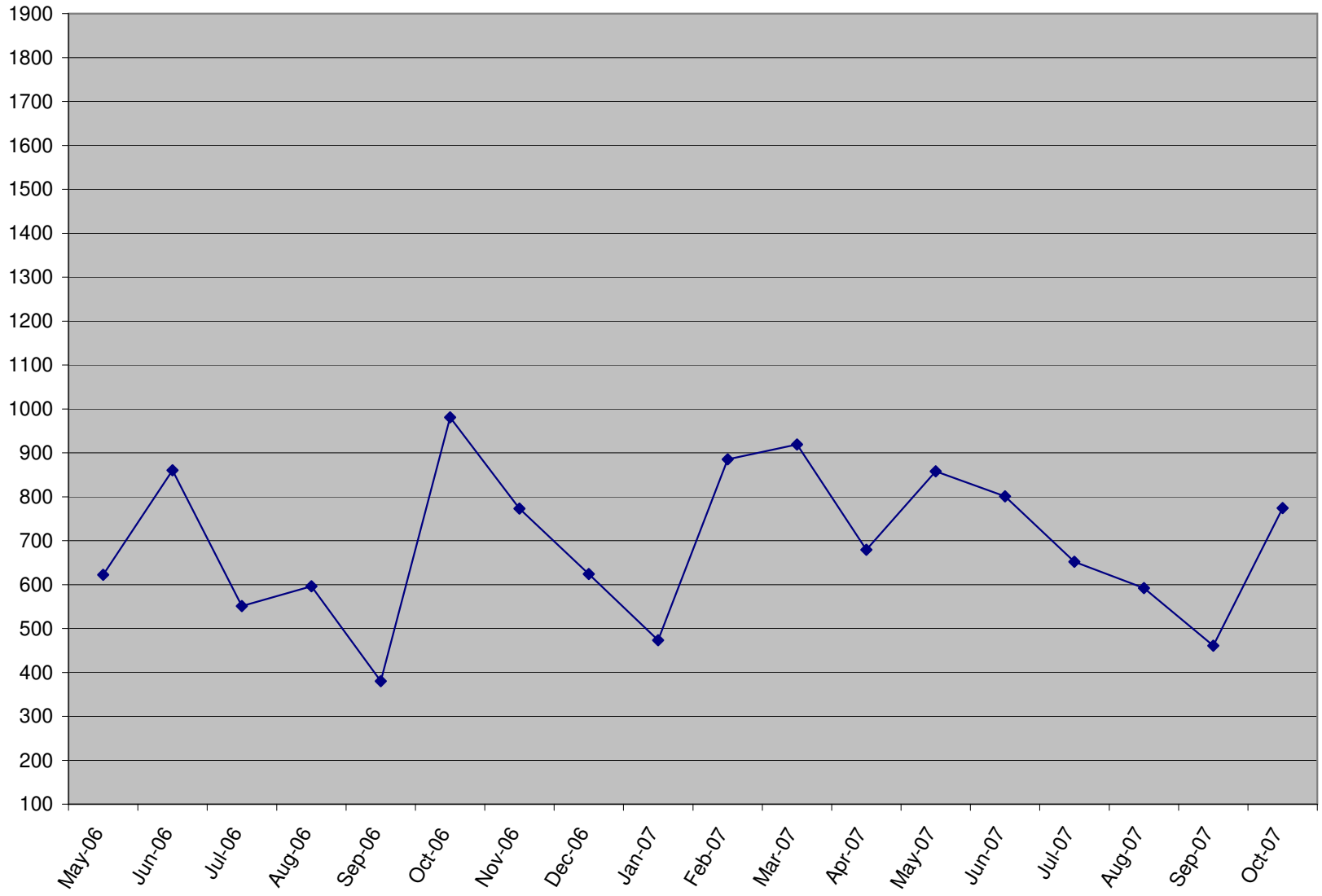
Lapsed Donors



New Donors



Renew Donors



Month/Year

MEM Total

